

No Show Sock Design Template

CSL-NS

© All rights reserved

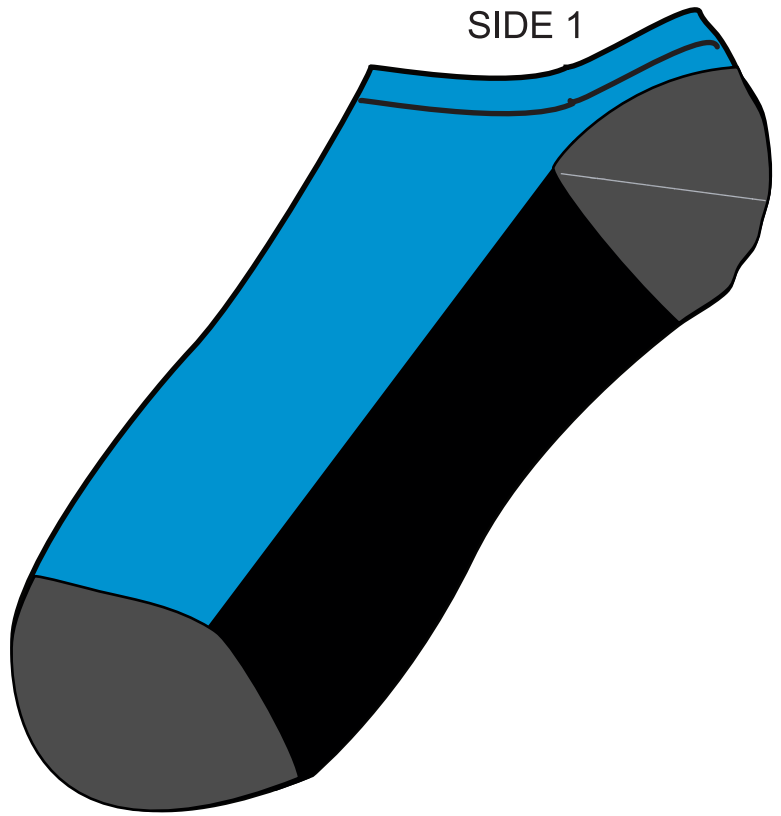
ART/TEMPLATE GUIDELINES:

- DO NOT RESIZE OR CHANGE THE POSITION OF THE SOCK TEMPLATES. "SIDE 1" IS 50% OF THE ACTUAL SOCK SIZE.
- PLEASE MAKE SURE ALL LOGOS AND TEXT ARE CONVERTED TO OUTLINES AND ARE VECTOR.
- PLEASE GROUP YOUR LOGOS AND TEXT ON THE TEMPLATE.
- PASTE A COPY OF YOUR LOGOS WITH SIZE SPECS AT BOTTOM OF TEMPLATE BELOW RED BOX.
- ALL ELEMENTS MUST BE EMBEDDED WITH PANTONE COLORS. TINTS AND GRADIENTS WILL NOT BE ACCEPTED,
- LIST PMS NUMBERS IN THE BLOCKS AT THE LOWER RIGHT CORNER OF THE ARTBOARD. 6 COLORS MAX.
- DESIGNS/TEXT ARE NOT ALLOWED ON CUFF, TOE, OR HEEL.


SIDE 2









SIDE 1



USE FOR TOP
AND/OR BOTTOM
OF FOOT



Fill Out Pantone
Colors (6 Max.):

-  Pantone #
-  Pantone #
-  Pantone #
-  Pantone #
-  Pantone #
-  Pantone #

Please place your logos below and indicate the size of each.
All type must be converted to Outlines and this template saved as PDF