

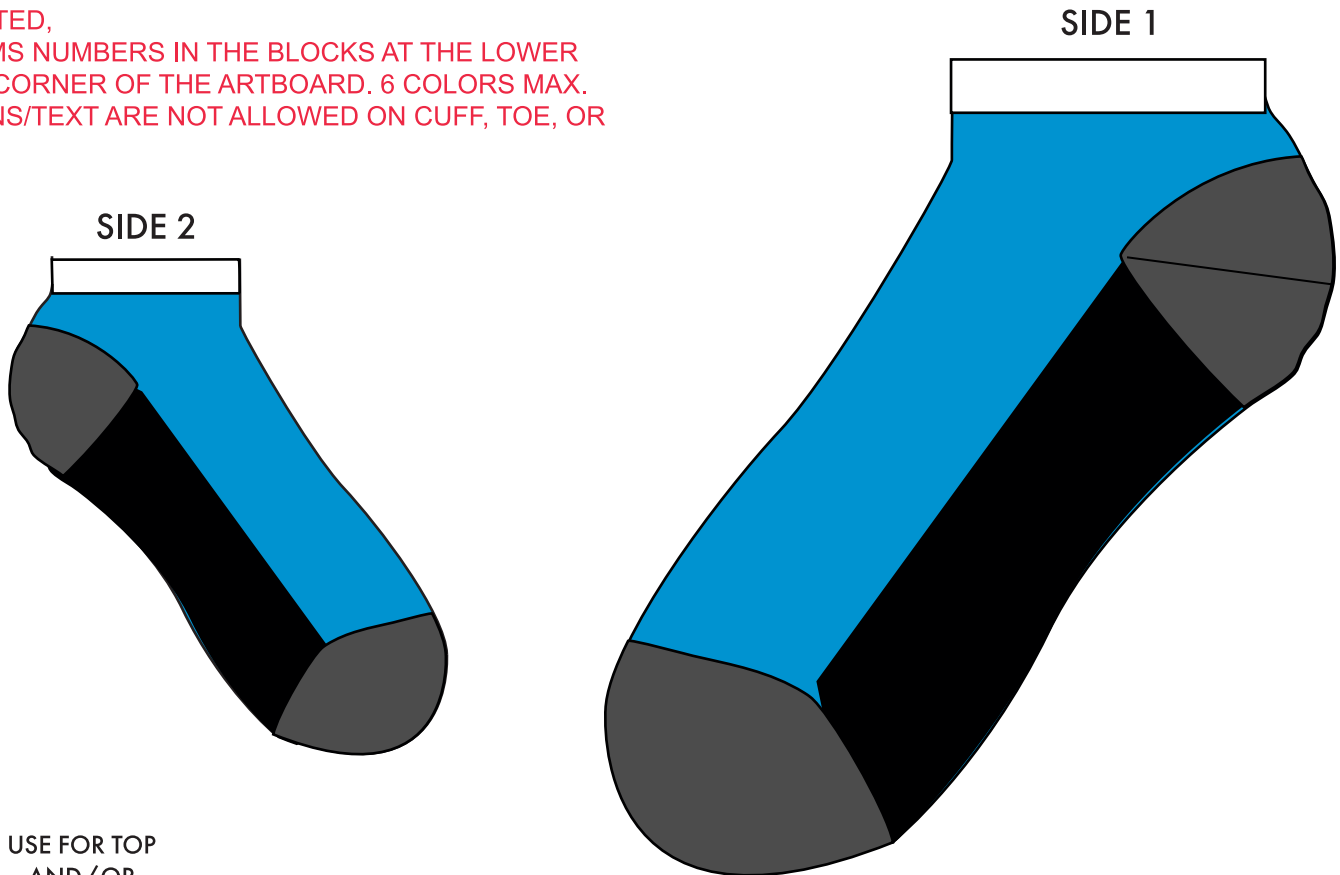
**ART/TEMPLATE GUIDELINES:**

- DO NOT RESIZE OR CHANGE THE POSITION OF THE SOCK TEMPLATES. "SIDE 1" IS 50% OF THE ACTUAL SOCK SIZE.
- PLEASE MAKE SURE ALL LOGOS AND TEXT ARE CONVERTED TO OUTLINES AND ARE VECTOR.
- PLEASE GROUP YOUR LOGOS AND TEXT ON THE TEMPLATE.
- PASTE A COPY OF YOUR LOGOS WITH SIZE SPECS AT BOTTOM OF TEMPLATE BELOW RED BOX.
- ALL ELEMENTS MUST BE EMBEDDED WITH PANTONE COLORS. TINTS AND GRADIENTS WILL NOT BE ACCEPTED,
- LIST PMS NUMBERS IN THE BLOCKS AT THE LOWER RIGHT CORNER OF THE ARTBOARD. 6 COLORS MAX.
- DESIGNS/TEXT ARE NOT ALLOWED ON CUFF, TOE, OR HEEL.


# Ankle Sock Design Template

CSL-A or CSL-AA

© All rights reserved



USE FOR TOP AND/OR BOTTOM OF FOOT




Fill Out The Following For #CSL-AA (Athletic Ankle)

**Terry Cushion For Foot:**  
*Bottom Only Or Full Foot*

**Blister Tab:** *Yes or No*

**Arch Support:** *Yes or No*

**Fill Out Pantone Colors (6 Max.):**

-  Pantone #
-  Pantone #
-  Pantone #
-  Pantone #
-  Pantone #
-  Pantone #

Please place your logos below and indicate the size of each. All type must be converted to Outlines and this template saved as PDF